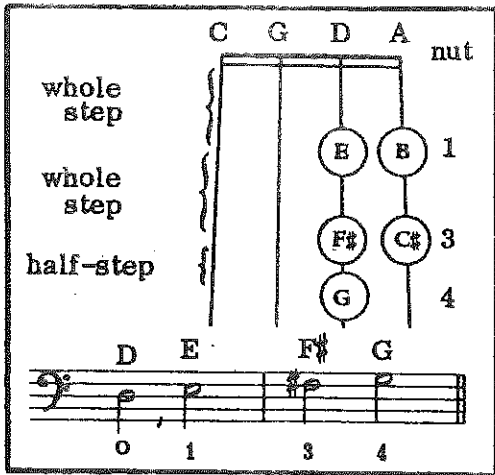


The Fourth Finger on the D String

(It is called G)



The 4th finger G is a half-step from the 3rd finger F#. Place the 4th finger about 1 or 1 1/4 inches from the 3rd finger. When this mark \frown connects two notes, it is a reminder that they are a half-step apart. The 1st and 3rd fingers must remain on the string when you play the 4th finger.

60

Melody on D

Jumping Beans

61

Off to School

Leave a slight pause at each comma (,) with the bow remaining on the string.

62

F. WOHLFAHRT

Our Theme Song - Lightly Row

63

GERMAN FOLK SONG

ROTE PROJECT: This tetrachord or 3 4 finger pattern with the 3rd and 4th fingers a half step apart may now be played on all strings in various rhythms. Hum or sing this pattern before

BEAUTIFUL MELODIES with the FIRST, THIRD and FOURTH FINGERS

Now We Will Dance

GERMAN DANCE SONG

69 P

Musical notation for 'Now We Will Dance' in bass clef, 4/4 time. The melody starts on a G4 note. Fingering: 1, 3, 0. There are two fermatas over the first and third measures.

London Bridge is Falling Down

TRADITIONAL

70 P

Musical notation for 'London Bridge is Falling Down' in bass clef, 4/4 time. The melody starts on a G4 note. Fingering: 1, 1, 0. There are two fermatas over the first and eighth measures.

Old MacDonald Had a Farm

TRADITIONAL

71 P

Musical notation for 'Old MacDonald Had a Farm' in bass clef, 4/4 time. The melody starts on a G4 note. There are two fermatas over the fourth and eighth measures.

Musical notation for 'A Thanksgiving Song' in bass clef, 4/4 time. The melody starts on a G4 note. There are two fermatas over the fourth and eighth measures.

10/7/15

A Thanksgiving Song

*bow chords = ♯
etc. etc. - up ♯*

ENGLISH FOLK SONG

72 P

Musical notation for 'A Thanksgiving Song' in bass clef, 4/4 time. The melody starts on a G4 note. Fingering: 3, 0, 3, 0. There are two fermatas over the fourth and eighth measures.

Musical notation for 'An Octave Apart' in bass clef, 4/4 time. The melody starts on a G4 note. There are two fermatas over the fourth and eighth measures.

An Octave Apart

When two notes have the same name and are eight notes apart, they are called an octave.

73

Musical notation for 'An Octave Apart' in bass clef, 4/4 time. The melody starts on a G4 note. Fingering: 4, 1, 4. There are two fermatas over the fourth and eighth measures.

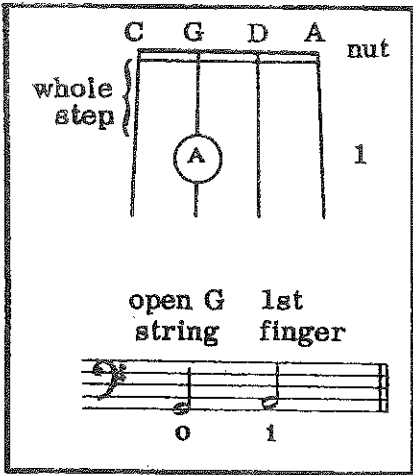
Sea Shells

F. WOHLFAHRT

74

Musical notation for 'Sea Shells' in bass clef, 4/4 time. The piece is divided into two parts: 'Student' and 'Teacher'. The 'Student' part has a melody starting on G4 with fingering 4, 1, 4, 1, 0. The 'Teacher' part has a bass line starting on G3. There are two fermatas over the fourth and eighth measures.

ROTE PROJECT: The pupils may now learn the D Major scale. The class should hum or sing the scale before playing.



A NEW LOW TONE

The First Finger on the G String

(It is called A)

It sounds a whole step higher than the open G string.

10/15/10

THE QUARTER REST

This is a quarter rest (⌋). It receives one count.

81

10/13/15 10/26/15 **Thoughts of Christmas**

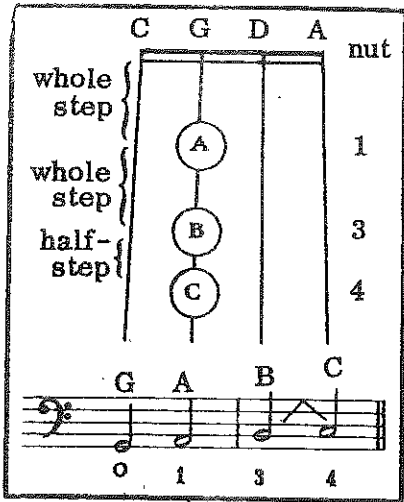
TRADITIONAL

82 P

Good Morning!

OLD MELODY

83



The Third Finger on the G String

(It is called B)

It is a whole step from the 1st finger A.

84

G A B

0 1 3

The Tap Dancer

The top 3 means that there are 3 counts to each measure.

85

0 1 3

The Fourth Finger on the G String

(It is called C)

It is a half-step from the 3rd finger B. Place the 4th finger about 1 1/4 inches from the 3rd finger.

86

G A B C

0 1 3 4

Under the Sea

87

Student

Teacher

Watching the Sheep

FRENCH FOLK SONG

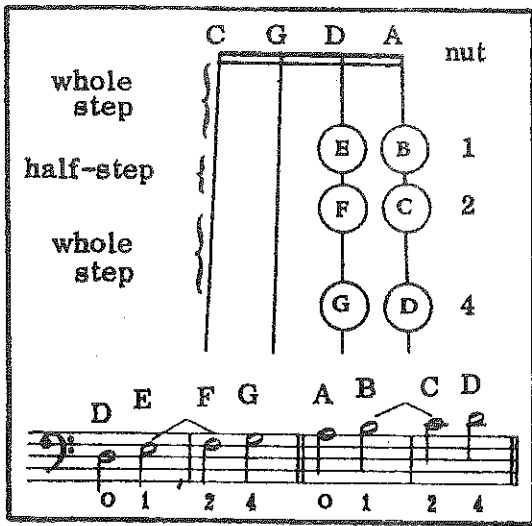
88 P

0 1 0

When Do We Use the Second Finger?

When the next note above the 1st finger is a half-step away, we use the 2nd finger. We now use the 2nd finger to play F on the D string and C on the A string. Both notes are a half-step from the 1st finger. Place the 2nd finger about 1 or 1 1/4 inches from the 1st finger.

♮ - This is a natural sign which means that the note is not sharped or flatted.



89

90 P

11/12/15 Nelly Bly *9/12/15* TRADITIONAL

91 P

Cradle Song GERMAN FOLK SONG

92

The Half Step March

ROTE PROJECT: The class will now enjoy playing the 1 2 finger pattern with a half step between the 1st and 2nd fingers. Play on all strings in various rhythms.